

For The Most Demanding Applications

The J457 Series of Automatic Refractometers



RUDOLPH RESEARCH ANALYTICAL
J457
Tuesday, 09/25/2012
10:20:48 AM

Smart Measure™

Refractive Index
1.33299

Please remove sample and clean prism.

Sample Quality: **Good**

Method: Refractive Index 20C

Start

Menu

Zero

Data

Methods

Live Reading	1.33299	Stats. SD	0.00000
Sample Temp	20.00°C	Response Time	5 Secs
Set Temp	20.00°C	Refract Ind	1.33299
Stats. Avg	1.33299	Brix	0.00

Accept Clear

n	Average	Std. Dev.	Max	Min
5	1.33299	0.00000	1.33299	1.33299

S No	Sample ID	Date	Time	Measurement	Scale	Temperature
1		09/25/2012	10:15:31 AM	1.33299	RI	20.00°C
2		09/25/2012	10:15:36 AM	1.33299	RI	20.00°C
3		09/25/2012	10:15:41 AM	1.33299	RI	20.00°C
4		09/25/2012	10:15:47 AM	1.33299	RI	20.00°C
5		09/25/2012	10:15:52 AM	1.33299	RI	20.00°C

RUDOLPH
RESEARCH
ANALYTICAL

TECHNICAL BULLETIN 930



Rudolph Research Analytical serving it's customers with integrity, Quality, and Innovation for over 50 years.

The J457 comes in three configurations to match your operating conditions



Load and Go Simplicity.

The Rudolph J457 can be configured with a Load and Go Measurement feature for your routine measurements tasks. Measuring methods and the highly J457's capable features are still in use however for the operator all that is needed to initiate a measurement is to drop on a sample. You do not even need to press start!

Exclusive Dual Temperature Control System

All J457 models come with Rudolph's exclusive Dual Temperature Control System utilizing Peltier Technology. The J457 heats and cools the sample from both prism surface and the sample cover. The insulating cover housing seals against the Prism Well Ring to create a uniform temperature environment providing unmatched temperature control uniformity.

1. J457-SC Standard Configuration

J457-SC Standard Configuration is Rudolph's most popular configuration and provides an excellent combination of a **small footprint** and a **large, easy-to-navigate touchscreen interface**.


2. J457-WC Wall Mount Configuration

J457-WC Wall Mount Configuration is designed for production environments where **water is used for cleaning** or there is a lot of **sample spillage** on the work surface. This configuration is also excellent for situations where there is very **little work space** available: out on the factory floor or in an over crowded satellite laboratory where there is little to no remaining bench space.



3. J457-FC Factory Configuration


J457-FC Factory Configuration is recommended when there is a lot of **sample spillage** on the laboratory's instrumentation. Factories working with sticky resins and syrups that end up being spilled on the instrumentation are great candidates for the J457-FC as the measurement unit can be as much as six feet away from the display unit.



The J457 Smart Measure™ advantage

Measurement problem:

> Sample residue is left on prism surface



Experience has shown that incorrect measurements are often linked to **cross contamination** caused by the previous sample being inadvertently mixed with the current sample being measured. Ensuring that the prism is properly cleaned between measurements can be difficult for busy environments where multiple operators are involved.


Smart Measure™ solution:

> Automated clean prism monitoring

Smart Measure™ knows when the prism is clean. If the prism surface does not produce the correct “Clean Prism” result then **Smart Measure™ notifies the operator that further cleaning of the prism is necessary**. Smart Measure™ notifies the operator that it is ready to measure after the prism is satisfactorily cleaned.

Measurement problem:

> An insufficient amount of sample covering prism surface



A small drop of sample in the center of the prism will measure correctly. A large drop of sample completely covering the prism surface will measure correctly. **A small drop on the perimeter of the prism will produce erroneous results.**


Smart Measure™ solution:

> Automated sample load monitoring

Smart Measure™ knows when a sample has been loaded on the prism and immediately begins evaluating various metrics surrounding the sample load. If Smart Measure™ determines that those metrics indicate proper sample loading, it will display the result with a sample quality number. If Smart Measure™ determines that the metrics indicate an improper sample load, **Smart Measure™ will ask the operator to clean the prism and re-load the sample.**

Measurement problem:

> Sample contamination or improper calibration



An improperly cleaned prism, **where sample residue is left in the measurement well**, can mix with a water zero or calibration fluid. This type of contamination during the calibration process will cause an error across all subsequent measurements.


Smart Measure™ solution:

> Automated sample and calibration inspection

Smart Measure™ is constantly measuring the prism surface and monitoring the value measured against its data base of results. **If during a water zero the instrument detects a value that is too different from the data base or the RI value being input is far from the measured value, it will alert the operator.**

Measurement problem:

> The sample has air bubbles that affect measurement results



Many samples have **air trapped** inside them or are carbonated. These samples read well most of the time as long as air bubbles are not trapped between the prism surface and the sample. When this happens the operator gets an erroneous result often referred to as a **flyer**. These results are called **flyers** because the **measured value is quite different from the expected measurement value.**


Smart Measure™ solution:

> Scanning technology reduces erroneous results from being displayed

Smart Measure™ catches these flyers by scanning the detector for varying RI values and then alerts the user to reload the sample. Since the user does not get a value to record until a new sample load is completed, Smart Measure™ greatly reduces erroneous measurements from being recorded.

Sample Delivery Options

Rudolph Research offers many options to deliver samples to the J457 including, AutoFlex R837 Auto Sampler, Peristaltic Pump, Vertical KVP for samples with suspended solids, and the DP Cover. These options offer the ability to use the refractometer horizontally or vertically, with samples introduced manually, with a syringe, or pumped for higher throughput labs.



J457 Specifications

Refractometer Specifications J457 (All models)

Measurement scales: Refractive Index (nD), Brix (% Sucrose), and up to 100 custom programmed scales

Measurement range: Refractive Index 1.26 – 1.72
Brix 0 – 100

Accuracy: Refractive Index ± 0.00002
Brix 0.015

Reproducibility: Refractive Index ± 0.00002
Brix 0.015

Resolution: Refractive Index 0.00001, Brix 0.01

Temperature control range: 10°C to 110°C (wider temperature range available dependent on ambient conditions and options) Temperature control by dual Peltier system; boost option to 120°C available

Temperature control reproducibility: $\pm 0.01^\circ\text{C}$

Ambient temperature limit: 5°C to 40°C

Temperature correction range: 4°C to 95°C (for sucrose solutions)

Sample temperature limit: -20°C to 250°C

Optical wavelength: 589.3nm (NaD line)

Response time: User configurable, generally less than 30 seconds

Calibration: Using water or NIST traceable fluids. Factory default calibration can always be reset.

Prism: Artificial sapphire

Acid resistance: Hastelloy™ measurement surface (optional)

Data storage/internal memory: 32 GB Non-removable Compact Flash

Display: Adjustable 10.4 inch diagonal, 800-600 pixels, color, Flat Panel Monitor with Resistant Touch Screen Interface, 400 nits brightness, gasketed for spill protection

User interface: Touchscreen

Communication interface: 3 USB, RS232 and Cat5 Network (Ethernet)

Operating dimensions/weight: L: 17 1/4" W: 12" H: 13" / 23 lbs.
L: 43.5cm W: 30.5cm H: 33cm / 10.4 kg

Power requirements: 100 - 240 volts, 50 Hz - 60 Hz

J457 Configuration Options

All models have Rudolph's exclusive Dual Temperature Control System with Mini Sample Environment



J457-SC

- Completely integrated single unit design



J457-FC

- Splash proof measurement unit
- Display unit with independent bench top option
- Distance measurement unit can be from display unit: 3 ft. or 6 ft.



J457-WC

- Splash proof measurement unit
- Display unit with wall mount option
- Distance measurement unit can be from display unit: 3 ft. or 6 ft.